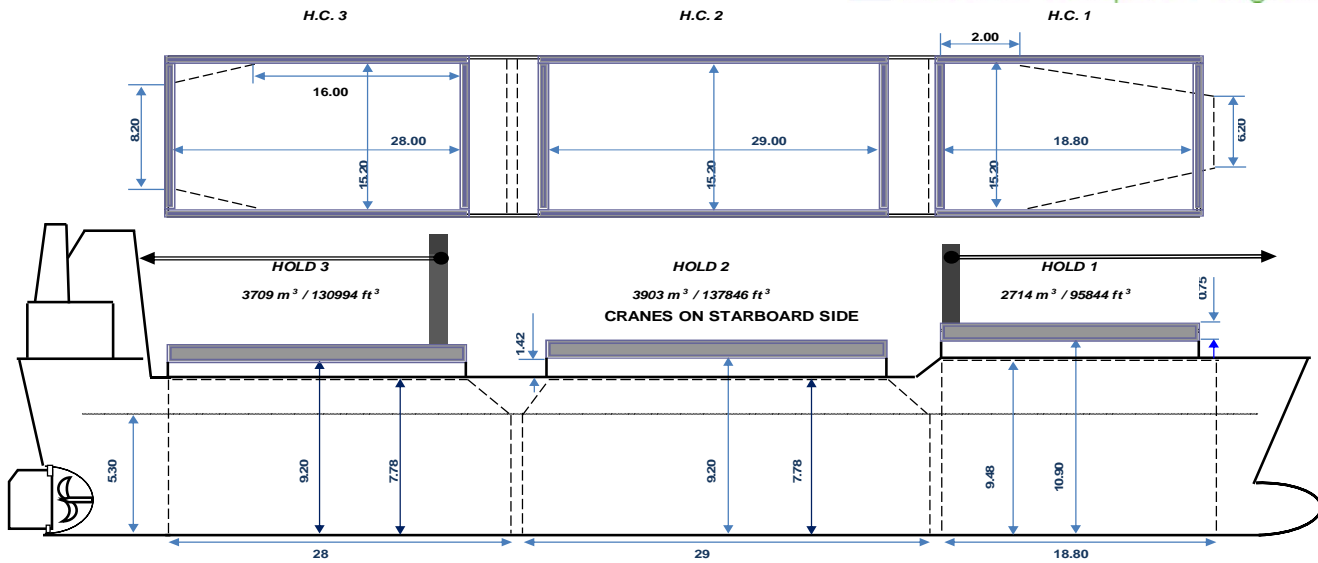


MV Masha D



Main Data

Type	boxy, geared	IMO No.	9384174
Flag	Portugal	Call Sign	CQAF7
Port of Registry	Madeira	Deck Stanchions	nil
Classification	General Cargo Ship, Strengthened for Heavy Cargo	Cement Feeding Holes	yes
Ice Class	II (Fin, Swe)/ 100 A 5 E (GL)	Grain fitted	yes
Class	LR	ITF fitted	yes
P&I	Standard Club	App B	yes
Built	2006	Bow thruster	yes
		IMO fitted	yes
		Box shaped	yes

Dimensions

Dwat s/w	8,046 / 7,780
Dwcc s/ w	7,500 / 7,250
GT/ NT	5,629 / 2,877
Airdraft	32 m
Length o. a.	108.20 m
Length b.p.	103.90 m
Breadth max.	18.20 m
Moulded Depth	9.00 m
Draft s/w	7.06 m/ 6.91 m
WLTOHC ballast	9.2 m (Ho 1)/ 6.5 m (Ho 2/ 3)
WLTOHC laden	5.1 m (Ho 1)/ 3.3 m (Ho 2/ 3)
TPC	17.89 mt/cm

Holds & Hatches

Number of holds	3
Hold 1	18.80 m x 15.20/6.45 m x 11.00 m
Hatch 1	17.50 m x 15.20 m
Hold 2	30.10 m x 15.20 m x 9.20 m
Hatch 2	25.90 m x 15.20 m
Hold 3	28.70 m x 15.20/7.60 m x 9.00 m
Hatch 3	25.90 m x 15.20 m
Hold 1	2,700 cbm/ 96,000 cbft
Hold 2	3,900 cbm/ 137,500 cbft
Hold 3	3,700 cbm/ 131,000 cbft
Total	10,300 cbm/ 364,500 cbft
Hatchcovers	Hydraulic Folding
Ventilation	6 airchanges/hour
Tanktop strength	15 mt/ sqm
Hatch strength	2.2 mt/ sqm (Ho 1) 2.5 mt/ sqm (Ho 2 + 3)
Moveable Bulkhead	n/a

Cranes

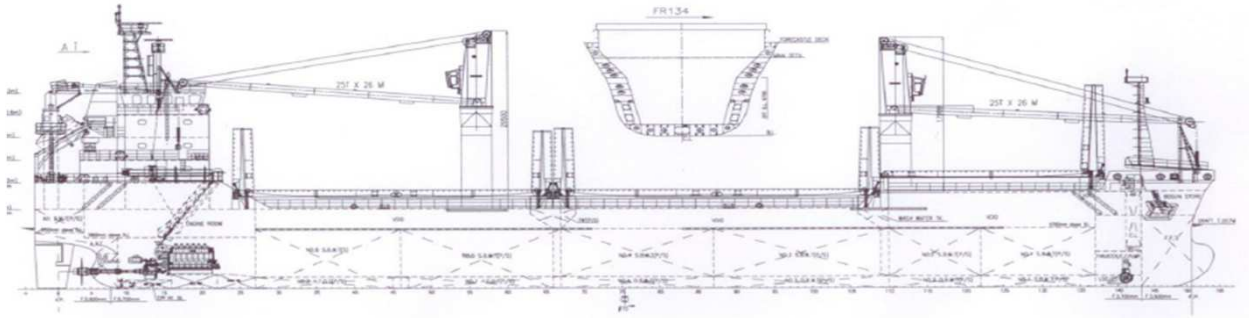
Number of Cranes	2
SWL	25 mt
Max. Outreach	26 m

Grabs

nil

All details to be considered as about, given in good faith but without any guarantee.

MV Masha D



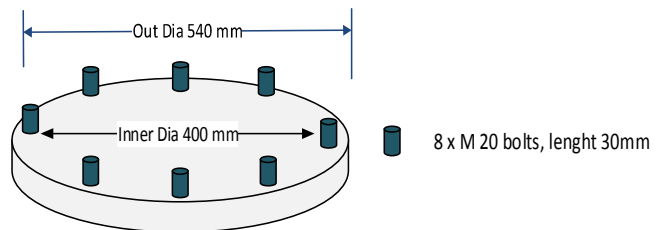
Machinery

Type	B&W Alpha STX – 7S27-MK6MC
Power	2800 kW
Grade fuel used:	IFO 380

Number	
Type	
Power	
Grade fuel used	MGO
Emergency Generator	
Bowthruster	280 kW

Main Engine

Auxiliary Engine



Cement Feeding Holes

Number	16
--------	----

Crew Complement

Number	10
--------	----

Container Capacity 20'

On Hatch	nil
In Hold	nil
Total	nil

Reeferplugs

On Hatch	nil
In Hold	nil

Tank Capacity

HFO	340 mt @ 85%
MGO	135 mt @85%
Freshwater	144 mt
Waterballast	2500 mt

Navigation and Communication Equipment

Radar	
ARPA / EPA	
Speed Log	
SVDR	

Speed/ Fuel Consumption

speed	10.0 kn at design draft (Bft 2)
Ship at sea	9.0 mt IFO + 1.5 MGO
In port	1.5 idle, 2.2 mt working MGO

Satellite	
Communication System	
VHF radiotelephone	
Navtex	

Drafts (s)

	7.06 m	7,500 mt
	6.90 m	7,250 mt
	6.50 m	6,500 mt

All details to be considered as about, given in good faith but without any guarantee.